



# Professional Washer & Cleaning Equipment

CATALOGUE



## ABOUT US

**Weihai Huitong Hardware & Machinery Co., Ltd.**, established in 1999, proudly launched its own brand "WIPRO".

Leveraging a professional team, the company is dedicated to high quality products, excellent service and global sales. Company's extensive range of offerings includes Power Tools, pneumatic tools, Cutting Tools, Air Compressors, Welding Machines, Automotive maintenance Tools, Woodworking Machinery, Metal Working Machine and Accessories.

With exceptional product quality, innovative design, and the strong brand philosophy, "WIPRO" products have found their way into countless households, enhancing the quality of life.

The company remains steadfast in upholding the principles of sincerity, cooperation, respect, professionalism, and user-centric experience. "WIPRO" aims to deliver an impeccable one-stop service, offering solutions for various work needs and making life more enjoyable.



## CONTENT

High Pressure Washer .....	4	Floor and Stone Polishing Machine .....	13
High Pressure Washer Accessories .....	7	Floor Washer .....	13
Car Wash Sprayer .....	8	Glass Cleaning Robot .....	14
Wet & Dry Vacuum Cleaner .....	9	Electric Dust Trolley .....	15
Down-Press Single Mop Trolley .....	11	Floor Scrubber .....	16
Wringer Trolley-Side Press .....	11	Electric Drain Cleaner .....	18
Janitor Cart with Cover .....	12	Manual Drain Cleaner .....	19
Blower .....	12	Air Purifier .....	21

## High Pressure Washer



APW-40P/APW-70P/APW-90P



APW-60P



APW-70CP/90CP/100CP

Model	Code	Pressure	Max. Pressure	Flow	Motor	Voltage	Weight	Dimensions(mm)	Container Loading	Safety Approvals
APW-40P	63512	40Bar (580Psi)	60Bar	4.6L/min	700W	220V~50Hz	9kg	440×360×315	728pcs(20')	GS CE
APW-60P	65423	65Bar (940Psi)	130Bar	6L/min	1100W	220V~50Hz	10kg	440×360×315	728pcs(20')	-
APW-70P	60000081	70Bar (1000Psi)	105Bar	6.4L/min	1200W	220V~50Hz	11kg	440×360×315	728pcs(20')	-
APW-90P	60000904	90Bar (1300Psi)	135Bar	6.4L/min	1500W	220V~50Hz	12kg	440×360×315	728pcs(20')	UL
APW-70CP	60002138	70Bar(1000Psi)	105Bar	6L/min	1200W	220V~50Hz	11.5kg	430×360×290	632 Pcs(20')	GS CE EMC
APW-90CP	00-0000-000	90Bar(1300Psi)	135Bar	6L/min	1500W	220V~50Hz	12.5kg	430×360×290	632 Pcs(20')	GS CE EMC
APW-100CP	00-0000-000	100Bar(1450Psi)	150Bar	6L/min	1700W	220V~50Hz	13kg	430×360×290	632 Pcs(20')	GS CE EMC

## High Pressure Washer



APW-120C  
APW-120CP  
APW-120D  
APW-120DP  
APW-120E  
APW-120EP



APW-VQB-110P



APW-150B  
APW-150C

Model	Code	Pressure	Max. Pressure	Flow	Motor	Voltage	Weight	Dimensions(mm)	Container Loading	Safety Approvals
APW-120CP	63513	70 Bar (1000Psi)	140 Bar	6L/min	1200W	230V 50Hz/120V 60Hz	15 Kgs	820×310×400mm	280 Pcs	-
APW-120D	60001191	90 Bar (1300Psi)	135 Bar	6L/min	1500W	230V 50Hz/120V 60Hz	16 Kgs	820×310×400mm	280 Pcs	-
APW-120E	60001192	110 Bar (1600Psi)	165 Bar	6L/min	1900W	230V 50Hz/120V 60Hz	18 Kgs	820×310×400mm	280 Pcs	-
APW-VQB-110P	60000912	110 Bar (1600Psi)	165Bar	6L/min	2000W	230V 50Hz/120V 60Hz	18 Kgs	370×360×775mm	270Pcs	GS CE
APW-150B	60001194	130 Bar(1900Psi)	195 Bar	6.5L/min	2200W	230V 50Hz	24 Kgs	990×340×400mm	210 Pcs	GS CE
APW-150C	60001193	150 Bar(2200Psi)	225 Bar	7L/min	2900W	230V 50Hz	25 Kgs	990×340×400mm	210 Pcs	-

## High Pressure Washer



### AC Cleaner

AUTO-STOP

Model	APW-35AS
Code	73788
Max Pressure	3.5MPa
Flow	2.9L/min
Power	250W
Voltage	220V/50Hz
Weight	14kgs
Packing Size	390x290x290mm



### Pressure Washer

Model	MR. WASH 45
Code	105437
Rated Voltage	220V~50Hz
Power	700W
Motor Type	Induction
Flow	5.5L/min
Inlet Screw	M26x1.5
Outlet Screw	M22x1.5
Working Pressure	40Bar
Packing Size	360x190x350mm

## High Pressure Washer



### High Pressure Washer

- Cleaning the car, motorcycle, bicycle
- Cleaning the environment, school, hospital, hotel, etc.
- The family garden, glass cleaning
- Swimming pool, cleaning field, outdoor venues

Model	APW-50
Code	88453
Max Pressure	90Bar
Flow	6L/min IPX5
Power	750W
Voltage	220V/50Hz
Max. Temperature	60°C
Volume	425x265x315cm
Weight	9.7kg

## Cleaning Machine

Performance-approved aluminium cage motor, fan cooling, IP55, 1.3KW, voltage and frequency for options.

Heavy-duty triplex pump with pressure loader valve, 14x1.5out.

6mmx9m(28ft) pressure hose, 14x1.5in

Professional trigger gun with adjustable spray patterns

Pressure gauge.

Model	QL-280A
Code	60002663
Max Pressure	60Bar
Flow	10L/min
Power	1300W
Voltage	220V/50Hz
Rotation	2800rpm
Weight	19kg
Carton size	570x290x340mm





### Gasoline Engine

4-stroke OHV gasoline engine; Engine with low oil protection  
 Commercial grade direct driver cylinder axial pump  
 8m high pressure hose;  
 Quick connect nozzle 0,15,25,40 and chemical nozzle  
 Pressure adjustable; Low pressure detergent injector  
 High pressure spray gun; 8-inch pneumatic wheels  
 2m water input hose with filter  
 1m chemical input hose with filter



Model	LB156F
Type	Single-cylinder, air-cooled, OHV, 4-Stroke, carburetor gasoline engine
Displacement	98ml
Max Output	1.9/3600 kw/rpm
Rated Output	1.7/3600 kw/rpm
Max.Torque	6.2/2600N.m/rpm
Fuel Consumption	≤390g/Kw.h
Oil Consumption	≤6.8g/Kw.h
Fuel Tank Capacity	1.5L
Engine Oil Capacity	0.35L
Starting System	Recoil Start
Air Cleaner	Dry Type
Fuel Type	Unleaded Petrol
Engine Oil Type	SAE 10W-30 or according manual
Output Shaft Direction of rotation	Counterclockwise (from the output shaft side)

Model	QH-135B
Code	108209
Rated Pressure	1000PSI
Fermissible Pressure	1300PSI
Rated Flow	8.5LPM
Max. Flow	9LPM
Gasoline Engine	LB156F 4-Stroke 98cc
Hose Power	3.0HP
R.P.M.	3400RPM
G.W.	26KGS
Packing Size	507x460x510MM
Container Loading	281Units/20'

### Electric High Pressure Washer

High pressure washer mainly used for cleaning and maintaining motor vehicle, project vehicle, project mechanism and agricultural mechanism, such as cleaning car, bulldozer, concrete stirrer and so on, also can be used to clean hotel, showplace, station, dock and so on.

Two poles electric motor fits overload protection motor with aluminum case

Commercial grade direct drive brass cylinder ceramic plungers radial direction pump

10m high pressure hose

Quick connecting nozzle: 0, 15, 25, 40

Pressure adjustable;


High pressure spray gun

10-inch wheels;

2m water input hose with filter

1m chemical input hose with filter;

3m cable.



Model	MR. WASH 100	MR. WASH 170
Code	110776	110845
Rated Pressure	90Bar/1300Psi	150Bar/2200Psi
Permissible Pressure	100Bar/1450Psi	170Bar/2500Psi
Rated Flow	10LPM/2.65GPM	10LPM/2.65GPM
Max. Flow	12.6LPM/3.4GPM	12.6LPM/3.4GPM
Power	2.2kw	3.7kw
Voltage	220V-240V/50Hz	220V-240V/50Hz
Rated Speed	2800rpm	2800rpm
Allowable Temperature	0-60°C	0-60°C
Water Proof Level	IP5	IP5
N.W./G.W.	42.1/46.1kgs	49.4/53.4kgs
Meas.	66×38×49CM	66×38×49CM

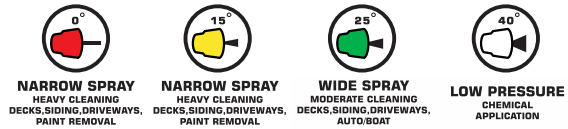


# Cleaning Equipment

## Electric High Pressure Washer

High pressure washer mainly used for cleaning and maintaining motor vehicle, project vehicle, project mechanism and agricultural mechanism, such as cleaning car, bulldozer, concrete stirrer and so on, also can be used to clean hotel, showplace, station, dock and so on.

Two poles electric motor fits overload protection motor with aluminum case  
Commercial grade direct drive brass cylinder ceramic plungers radial direction pump  
10m high pressure hose  
Quick connecting nozzle: 0, 15, 25, 40  
Pressure adjustable;  
High pressure spray gun  
3M inlet hose with filter



**NARROW SPRAY**  
HEAVY CLEANING  
DECKS, SIDING, DRIVEWAYS,  
PAINT REMOVAL

**NARROW SPRAY**  
HEAVY CLEANING  
DECKS, SIDING, DRIVEWAYS,  
PAINT REMOVAL

**WIDE SPRAY**  
MODERATE CLEANING  
DECKS, SIDING, DRIVEWAYS,  
AUTO/BOAT

**LOW PRESSURE**  
CHEMICAL  
APPLICATION



Model	MR WASH 315
Code	112092
Working Pressure	10-130Bar
Max. Pressure	150Bar
Flow	15L/min
Power	3kw
Voltage	380V/50Hz
Rated Speed	1440rpm
Allowable Temperature	0-60°C
Water Proof Level	IP5
N.W./G.W.	-
Meas.	-

## High Pressure Washer Accessories



### Adjusting Gun 3 in 1 FOR APW-120CP

Model	AG175
Code	69643
Length	685mm
Working Pressure	20MPa
Inlet Thread	M14x1.5

### Soap Dispenser Water Cannon

Suit for Cleaning Car; Cleaning Windows

Model	SXP01
Code	84818
Total Length	440mm
Jet Distance	10m
Max. Pressure	15Bar
Material	ABS
Cup Capacity	100ml

### Water Jet

Suit for Cleaning Car; Cleaning Windows

Model	SXP02
Code	84817
Total Length	760mm
Jet Distance	15m
Max. Pressure	17Bar
Material	Cu Nozzle+ Stainless Shank

## High Pressure Washer Accessories



### Power Washer

Suit for Cleaning Car, Cleaning Windows

Model	SXP03
Code	84818
Total Length	760mm
Jet Distance	15m
Max. Pressure	17Bar
Material	Cu Nozzle+ Stainless Shank
Cup Capacity	100ml



### Hose for Pressure Washer

Model	APW-120CP
Code	63951/67541/71924/74282
Hose Length	5m/10m/15m/20m
Hose Dia.	6.3mm
Max. Pressure	400kgs
Max. Temp	60°C



### Spray Gun

Model	WP-004
Code	96981
Suit for	QH-025
Inlet	13.8mm 18TPI
Max. Pressure	150kgs
Material	AL Alloy Handle



### Gun for AC

Model	JCG 02
Code	68261
Pressure	0-60kg
Inlet Thread	M14x1.5
Material	Plastic Handle+Cu Nozzle



### High Pressure Gun

Model	JCG-03
Code	73638
Working Pressure	0-60kgs
Inlet Thread	M14x1.5
Max. Flow	20L/min
Material	Plastic+AL Hose+Cu Nozzle

## Car Wash Sprayer

Barrel Nozzle Included  
Fits 5/8" and 3/4" Garden Hose  
Soap Reservoir Holds 1L  
Dial Controls Amount of Foam  
From Heavy Foam to Water  
Ergonomic Handle  
Brass Fittings

>>> Position of Tuning dial:



Model	Code	Pressure	Tank	Weight	Q'ty/Box	Q'ty/Carton	Packing Size
W4026	106883	2.5-6Bar	1L	680g	1 pc	24 pcs	57.5x44x47.5cm



## Wet & Dry Vacuum Cleaner



This vacuum cleaner series is with strong and low-noisy motor and with the round stainless steel that is with firm body and not easy to rust. What's more, it's with dry and wet function as well. this vacuum cleaner series is not only with good-looking outside but also for long time use.

Jacks on the base, easy for depositing accessories.

Blowing function,satisfy with different requirements.

Collection Bin Capacity:15L Water Capacity:6.5L




Code	Model	Voltage	Power	Vacuum	Weight	Meas.
76075	WP2015	220V~50Hz	1200W	≥17Kpa ≤76dB	8.3kgs	36x36x47cm

## Wet & Dry Vacuum Cleaner



This vacuum cleaner series is with strong and low-noisy motor and with the round stainless steel that is with firm body and not easy to rust. What's more, it's with dry and wet function as well. this vacuum cleaner series is not only with good-looking outside but also for long time use.

- Dry & Wet Dual Purpose
- Cord Retractable
- Safety Protection Device to ensure normal work of the motor
- Base with jack to store accessories easily
- Blowing function to satisfy different people's requirement
- 220V~50Hz 1200W
- Collection Bin Capacity:9.6L
- Water Capacity:6.5L



Code	Model	Voltage	Power	Vacuum	Weight	Meas.
45348	WP2018A	220V~50Hz	1200W	≥16Kpa ≤76dB	8.3kgs	44.5x41.5x62.5cm

### Carpet cleaner



The stainless tank is strong and durable.  
 With a powerful lower-noise motor the vacuum cleaner has a special strong suction.  
 New-style large wheel plate. It is stable and beautiful.  
 A complete set of accessories are supplied with the vacuum cleaner.

Model	WP-3020
Code	114526
Capacity	20L
Clean Water Capacity	10L
Power	1034W
Voltage	220V~50Hz
Power of water pump	34W
Power of vacuum motor	1000W
Height	720mm
Tank diameter	Φ335mm
Mode of cooling	Circulating air cooling
Air flow rate	53L/S
Vacuum suction	230mbar
Length of the cable	7m
Hose diameter	Φ40mm
Packing	455×410×755mm
Net weight	15.5kg
Gross weight	17.3kg
Hose gross weight	5.2kg
Pressures	87PSI

### Wet & Dry Vacuum Cleaner



Silent motor, with powerful suction.  
 Especially waterproof design, and flexible operation.  
 Attached a cloth filter assembly, easy to be cleaned and it can prevent dust form damaging parts.  
 With four-wheel base rack, nice appearance and high flexibility.  
 Suitable for restaurants, hotels, small-scale factories and other kinds of cleaning field.  
 With double wheels motor, motors work at the same time with stronger suction  
 Stainless steel barrel for permanent use

Model	WP-2080A
Code	87977
Voltage	220V/50Hz
Power	3000W(three motors)
Capacity	80L
Air flow	120L/S
Cooling System	Circulating air cooling
Vacuum suction	>20KPa
Accessory	40mm
Length of cable	5M
Suction Hose Length	1.5m
N.W./G.W.	32/28kgs
Packing Size	63x59x110cm

## Steam Carpet Sofa Cleaner



The stainless tank is strong and durable.

With a powerful lower-noise motor the vacuum cleaner has a special strong suction.

It can not only dry & wet vacuum independently, but also clean curtains & carpets; Steaming, washing & drying are integrated in one machine.

Steam source is 125° ,high temperature sterilization of different types of sofa fabrics.

Various steam accessories are suitable for cleaning operations in different environments.

Model	WP-3030
Code	114525
Capacity	30L
Clean water capacity	25L
Steam water capacity	2.1L
Power	2925w
Voltage	220v~50Hz
Suction power of water pump	34w
Steam power of water pump	28w
Power of vacuum motor	800w
Steam heater power	2000w
Grinding head motor	45w
Air pump	15w
Height	860mm
Tank diameter	375mm
Mode of cooling	Circulating air cooling
Air flow rate	53L/S
Vacuum suction	230mbar
Length of the cable	8m
Hose diameter	40mm
Packing	628x430x970 mm
Net weight	27.5kg
Gross weight	30kg
Pressures	87PSI

## Down-Press Single Mop Trolley

Durable polyethylene bucket, downpress wringer and 4 wheels with a metal trolley.



Model	DP-25
Code	114529
Capacity	23L
Overall Size	56x40x94cm
Q'ty/Ctn	1 Unit
N.W./G.W.	6.2/7kgs
MEAS.	48x36.5x38cm

## Wringer Trolley-Side Press



Model	WT-20
Code	114530
Capacity	20L
Product size	400x270x340mm
Q'ty/Ctn	1 Unit
N.W./G.W.	3.4/4.1kgs
MEAS.	46.5x27x29cm

### Janitor Cart with Cover

The answer to all your janitorial needs comes complete with a Waterproof Glove Bag

This cart is designed with a smooth, durable plastic that won't rust or corrode. Built with rounded corners to reduce marks. Built-in bumpers, 8" rear wheels, hooks, and holders to carry tools are also features on this cart.

Model	DP-30
Code	114671
Overall Size	119x52x96cm
Q'ty/Ctn	1 Unit
N.W./G.W.	12.2/13.4kgs
MEAS.	88x24x53cm



### 3-Speed Blower

Its housing is made of high strength polyethylene.

The three-gear speed regulation can satisfy the demands of various conditions. Strong wind power, low noise, suitable for various environmental requirements in hotels, warehouses, and various public places.

Model	CB-900
Code	114527
Voltage	220V-50Hz
Power	900W
Rotation Speed	High-1350r/min;Medium-1260 r/min;Low-1180r/min
Air Flow Rate	160m³/min;130m³/min;110m³/min
Cable	7m
N.W./G.W.	13/15kgs
MEAS.	50x41x49cm



### HOT-AIR 3-Speed Blower

Its housing is made of high strength polyethylene.

The three-gear speed regulation can satisfy the demands of various conditions.

Accord with human body safety temperature, thermostat, load protection and the effect is good. The outlet temperature < 60

Model	CB-2900
Code	114528
Voltage	220V-50Hz
Power	2900W
Rotation Speed	High-1000r/min;Medium-850 r/min;Low-750r/min
Air Flow Rate	140m³/min;100m³/min;90m³/min
Cable	12m
N.W./G.W.	20/21kgs
MEAS.	54x46x55cm





## Floor and Stone Polishing Machine



This machine was designed for grinding and caring marble, widely use grinding and polishing stone floor in hotel, building and villa etc. This machinery is stable in performance, light in handling, smooth operation, high efficiency, low noise, low failure rate;it's the Boutique in the stone caring machines.

- 1.Floor surface polishing machine enables the grinding material installation and replacement to be more convenient and quicker, and the high-speed running to be safer.
  - 2.Easy operation for small stone polishing machine , which enables the soperators to easily complete the whole construction process.
  - 3.Stone polishing tools has multiple functions such as carpet and floor cleaning, low-speed polishing, floor crystal effect treatment and renewing.
  - 4.It is suitable for floor grinding, polishing, maintenance
  - 5.For smaller projects a small hand held buffer pads can be used
- Length of the cable:11m  
Add weight iron: 20kgx1  
Net Weight:78kg  
Appearance: Aluminum  
Packing size:143x50x71cm



Code	Model	Voltage	Power	Speed	Disc Dia.	Water Tank	Net Weight	Q'ty/Ctn
108890	<b>FSH-175</b>	220V~50Hz	1800W	175rpm	17"	15L	78kgs	1 Unit

## Floor Washer



Model	SL-017
Code	105470
Voltage/Frequency	220-240VAC/50Hz
Power	1100W
Current	6.92A
Brush rotation Speed	154rpm/min
Noise	≤54dB
Brush diameter	17"
Main cable length	12m
Net Weight	49 Kgs
Gross Weight	54.3Kgs
Accessories	main body,handle water tank,pad holder hard brush,soft brush



Model	SL-013
Code	105469
Voltage	220V-50HZ
Power	750w
Current	4.8A
Speed rotation	175rpm/min
Cable	12m
Base disc size	13"
Net wieght of main body	24.5kg
Gross weight of main body	27.5kg
Accessories	main body ,handle, water tank,Hard brush soft brush



Model	SL-018
Code:	105472
Power	1,100W
Voltage	220V-240V
Speed	175rpm
Main cable length	12m
Base plate diameter	18"
Weight	60.10kg
Accessories	main body,handle water tank, pad holder hard brush,soft brush



Model	SL-020
Code	105473
Power	1500W
Voltage	220V/50Hz
Polishing head rotation speed	1500rpm
Main cable length	12m
Weight	49.30kg
Base plate diameter	20"
Accessories	main body, handle

### Glass Cleaning Robot

The power cord is as long as 4 meters that allows hobot to work on a large area or even when the power outlet is far from the window. Embedded UPS keeps HOBOT staying in position with alerting sound for 20 minutes.

Solution: microcomputer driving system; Gravity sensor: support G-sensor; The built-in support for MEMS sensor; automatic detection, automatic stop wipe

Remote control: Support 2.4G wireless remote control

Power protection: UPS, built-in uninterruptible power systems

Intelligent planning lines, automatic return to the starting position

Safety rope: high strength safety rope 4.5m

Cleaning speed: 4 minutes per square meter

Size: 400x400mm (min)

Power adapter: 100~240VAC, 50Hz/60Hz

Input voltage: DC 24V/3.75A (75W)

The built-in battery: 14.8V (650MAh)

Dimensions: 250x250x72mm

Noise: About 60dB

Charging time: About 1.5h



Model	Code	Power	Suction	Single Weight	Q'ty/Box	Q'ty/Ctn	Meas.
GCR-69	110678	DC 24V/75W	2800Pa	1250g	1Unit	5Units	47.5x35.5x27.5cm

### Electric Dust Trolley

This type of dust cart is aimed at the public places such as shopping malls, bus or railway stations and airports, serve for the hard ground with their daily cleaning work, it is also the first choice for fast cleaning of a large-sized factory. The machine combines dust-removing with high-performance electro-mobile and can effectively reduce the labor intensity. Only one person can manage the dust-cleaning work instead of more than ten persons' labor, high efficiency and money-saving.



Model	MPD-100
Code	110775
Size(l x w x h)	1750x900x1080mm
Cleaning width	90cm
Net weight	75kg
Max. Driving speed	13km/h
Max. Reverse speed	4.8km/h
Climbing capacity	15%
Max. Load	140kg
Battery	12V 12AHx4
Min. Turning radius	150cm
Motor power	500w
Full charging working distance	35km
Charger	48V/1.5A
Charging time	6-8 Hours
Q'ty/Ctn	1 Unit

## Walk Behind Floor Scrubber

Large opening of recovery tank, reversible and tool-free disassembly design for recovery tank cover, easy to clean and maintain;  
 Touch switch operation panel, simple and reliable operation, low maintenance cost;  
 Large water inlet in front of solution tank, easy and quick to add water;  
 Aluminum die-casting brush deck and squeegee frame with surface coating, which is durable and antirust;  
 The patented brush system is designed for brush pressure adjustment, and it's easily cope with different floor cleaning requirements, efficient and reliable;  
 Efficient noise reduction system, which can effectively reduce the machine sound level during work;  
 Efficient and reliable mechanical defoaming system and water-full alarm of recovery tank, greatly improving the lifetime of vacuum motor;  
 Soft start design for both brush motor and vacuum motor, the controller has digital overcurrent and undervoltage protection functions;  
 High efficiency brushless motor customized model with longer lifetime, more reliable quality, and one full battery charge can keep machine working 4-6hours;  
 Patented design for brush adapter, which can realize automatic loading and unloading of brush plateds, longer lifetime.



Model		SWEeper-2500
Code		110777
Clean productivity theoretical/Actual	m <sup>2</sup> /h	2200/1800
Scrubbing width	mm	780
Washing width	mm	530
Max. speed	Km/h	-
Solution tank capacity	L	50
Recovery tank capacity	L	45
Voltage	V	24
Brush motor rated power	W	450
Vacuum motor rated power	W	250
Drive motor rated power	W	-
Brush/Pad diameter	mm	530
Brush speed	Rpm	153
Brush pressure	Kg	21/28
Vacuum power	Kpa	12.5
Sound level at 1.5m	dB(A)	<68
Battery compartment size(LxWxH)	mm	340x340x230
Recommend battery capacity	V/Ah	2x12V 100Ah
Gross weight	Kg	160
Machine size	mm	1220x540x1058

## Ride On Floor Scrubber

### SWEeper-3500 Product Highlights

SWEeper-3500 is a new designed Mini ride on floor washing machine with compact size. 70L capacity both for solution tank and recovery tank. Patented frameless chassis design with front drive wheel.

With light weight, small turning radius and flexible operation, it is very suitable for small passageway and multi-floor operation.

The whole machine integrated waterproof touch panel design, easy to operate; LCD display, visual equipment parameters, easy to read and fast maintenance;

There are 3 adjustable grades design for clean water volume and drive speed;

Innovative double electric push rod design for brush and squeegee system, one-key automatic lifting of brush and squeegee system, automatic lifting when machine back off, safe and efficient;

Aluminum die-casting brush deck and squeegee assembly, automatic brush loading and unloading built-in one button;

Large opening of recovery tank, reversible and tool-free disassembly design for recovery tank cover, easy to clean and maintain;

Seat safety switch equip on the machine, when driver leave machine will automatically stop, more safe and reliable operation.



Model	SWEeper-3500	
Code		110778
Clean productivity theoretical/Actual	m <sup>2</sup> /h	3450/2750
Scrubbing width	mm	780
Washing width	mm	530
Max. speed	Km/h	6.5
Solution tank capacity	L	70
Recovery tank capacity	L	70
Voltage	V	24
Brush motor rated power	W	550
Vacuum motor rated power	W	450
Drive motor rated power	W	550
Brush/Pad diameter	mm	530
Brush speed	Rpm	180
Brush pressure	Kg	35
Vacuum power	Kpa	12.5
Sound level at 1.5m	dB(A)	<68
Battery compartment size(LxWxH)	mm	420x340x260
Recommend battery capacity	V/Ah	2x12V 120Ah
Gross weight	Kg	200
Machine size	mm	1220x540x1010





## Ride On Floor Scrubber

160L super large capacity for solution tank/recovery tank, and double water inlets design for solution tank, with high working efficiency;  
 Electronic liquid level display for solution tank/recovery tank water, intuitive and convenient display of cleaning water volume, automatic alarm and stop when the sewage tank is full;  
 Adjustable leather seats, suitable for different height operators;  
 Automatic lifting control system for brush plate and squeegee, squeegee automatic lifting when machine back off, reliable and efficient;  
 Unique mechanical defoaming system can effectively reduce the using cost and prevent sewage from entering the suction motor;  
 Soft start design for both brush motor and vacuum motor, the controller integrateds digital overcurrent, undervoltage protection and fault detection functions.  
 LIQUID crystal display and intelligent touch switch panel, one-key touch control operation, easy for operating and learning;  
 ECO model with lower sound, suitable for sound sensitive environment;  
 Front LED light and rear warning light are suitable for underground garage cleaning and night operation;  
 36V DC power supply system, one full battery charge can achieve 6-8 hours of continuous running.



Model	SWEeper-6000	
Code	110779	
Clean productivity theoretical/Actual	m2/h	5600/4500
Scrubbing width	mm	1200
Washing width	mm	860
Max. speed	Km/h	6.5
Solution tank capacity	L	160
Recovery tank capacity	L	160
Voltage	V	36
Brush motor rated power	W	380x2
Vacuum motor rated power	W	600
Drive motor rated power	W	650
Brush/Pad diameter	mm	430x2
Brush speed	Rpm	200
Brush pressure	Kg	60
Vacuum power	Kpa	16.5
Sound level at 1.5m	dB(A)	<70
Battery compartment size(LxWxH)	mm	2*560x270x298
Recommend battery capacity	V/Ah	6x6V/200Ah
Gross weight	Kg	520
Machine size	mm	1640x1200x1440



### Electric Drain Cleaner

This Portable Drain Cleaning Machines clears lines from 2" to 4". Easily drive and retract the 1/2" cable using the automatic power feed system. Feel safe knowing the 220 volt plug and air operated foot switch can be operated with water on the floor in kitchens and bathrooms. It includes 50' of 1/2" cable to clear most drain lines.

Widely used at home, in the office and public places.

For cleaning drain pipes by swinging dredging springs forward.

Electric driven, replaces toilsome manual drain cleaning work and increases efficiency.

Model	W7062
Rated	105322
Voltage/Frequency	220V~50Hz
Power	250W
No Load Speed	1400rpm
Diameter	1/2 in.
Drain Line Capacity I.D.(in.)	2 in. to 4in.
Drum Material	Steel
Powered Cable Feed	Yes
Cable Length(ft)	50ft
Cord Length	6ft
GFCI	Yes
Q'TY/ Carton	1pc
Meas.	640x500x600mm



### Electric Drain Cleaner

manganese steel core cables do not rust, corrode, or tangle easily. They can quickly go through multiple crooked pipes to clear away the blockages. The switch is to change the direction of the cable's rotation.

The quick-change design makes the cutters easily connected or disconnected. Multiple attachments contribute a lot to clearing away various blockages.

A high-quality iron frame prolongs its service life. A portable handle is beneficial for easy transport. It is capable of carrying out heavy work and can clean long sections of sewers.

Wide Application: This sewer machine is widely used in sewers, floor drains, pipes, bathrooms, floor sewer.

Model	MR CLEAN 75	W7075
Code	111620	105474
Rated Voltage	220V~50Hz	220V~50Hz
Input Power	390W	390W
Protection Class	IP44	IP44
Rotate Speed	400r.p.m.	400r.p.m.
Diameter of Pipe	20-100mm	20-100mm
Weight	12.2kg	12.2kg
Packing Size	460x410x480mm	460x410x480mm



### Electric Drain Cleaner

This lightweight powered auto-feed drain cleaner is compact and portable;

Design for small line cleaning(not for 4" pipe or bigger);

Quickly eliminate clogs up to 7m.; Ergonomic handle design with forward and reverse mechanism;

Easily switch cable directions between forward and reverse;

Fully enclosed drum with protective casing; Ultra flexible and kink resistant cable.

Model	W7011
Code	93019
Volatage/Frequency	220V~50Hz
Input Power	85W
Speed	0~560RPM
Arbor	7/8"(23mm)
Includes	4-1/4"x1/8"(108mmx3.2mm) grinding wheel
Q'ty/ Carton	2Unit
Meas.	52.5x42x30cm



## Manual Pipe Cleaner

For small or medium household drains.

The high grade high carbon, non-kink, rust resistant spring steel wire powers through clogs efficiently.

Removes obstructions such as hair, vegetable dregs, food bugs, and mud, and many other non-hard materials.



Model	Code	Cable size
PCH-640	105315	6mmx4m
PCH-675	105316	6mmx7.5m



Model	Code	Cable size
PC-640	105317	6mmx4m
PC-675	105318	6mmx7.5m



Model	Code	Cable size
PCM-6050	105320	6mmx5m
PCM-6100	105321	6mmx10m

## Pipe Dredger



Description:

Provides fast unblocking of toilet, bathtubs, shower, sink, blocked pipes and more. Made by superior ABS, it is environmentally friendly and reusable for long time.

The drain blaster uses the power of high-pressure compressed air to blast away the toughest clogs in your drains in just seconds.

Safe and easy to use. Just pull the trigger, the clog is gone instantly.

Four different size suckers can be used in toilet, floor drain, sinks and bathtub.

4 Size Sucker:

- (1) 5cm sucker for use on small sinks, narrow pipes, and 1.5 inch drain openings.
- (2) 6.5cm sucker for use on all sinks and drains with openings larger than 1.5 inch.
- (3) 11.5cm sucker for tub and shower drains.
- (4) 4.5cm-11cm sucker for toilets and large floor drains



Model	Code	Overall Size	Material	Single Weight	Q'ty/Ctn	Meas.
PCM-1000	108434	280x275mm	ABS+Rubber	850g	10sets	590x483x310mm

## Pneumatic Type Drain Cleaner



Applicable for blockages in indoor facilities as in vegetable-rinsing basins, washing basins, kitchens, bathrooms and lavatories, and bathing facilities.

The air pump can stand a pressure of 0.6MPa, with a sudden strong piercing pressure, can effectively remove blockages by solving wastes in pipes.

Easy and safe in operation. Inflation the pump with enough gas for the seriousness of the blockage, usually less than 0.6MPa; press the seal piston on the pipe opening and release quickly, the sudden air pressure will remove the blockages in the pipe.

The rubber adaptor can be used in both directions, for opening of different diameters and shapes.

Using air release extension pipes will accommodate complex working environment.



Code	Model	For Pipe	Max. Pressure	Tank Size	Net Weight	Q'ty/Ctn
108927	PCP-80	Ø20~100mm	0.6MPa	110x320mm	3.9kgs	4pcs
105326	PCP-100	Ø20~100mm	0.7MPa	110x320mm	3.9kgs	4pcs

### Drain Suction Pump

Plung-It air powered drain clearing tool.  
 Clears clogged household toilets,sinks, shower,and tub drains.  
 Strong poly construction.

Model	PCM-6000
Code	105319
For Pipe Dia.	Ø20-100mm
Tank Size	Ø50x300mm
Length	450mm
Weight	550g
Q'ty/Ctn	20pcs



### Pumice Stone Toilet Cleaner

Pumice is a light weight volcanic rock that has been used for centuries as a mild abrasive. Shaped into a cleaning 'stick' and equipped with a convenient handle, you can use pumice to polish away those stains without the need for harsh cleaning agents and without damaging your expensive fixtures.

Use these pumice sticks on toilet bowls, bathtubs, shower tiles and sinks; anything that's vulnerable to calcium, rust, lime and that unsightly build-up that seems impossible to clean. The soap scum in your bathtub, that impervious ring at the water line in your toilet, it all disappears under the pumice stick.

- Clean porcelain and tile without any harsh cleansers
- Works great on hard water, calcium and rust stains
- Scratch free
- For use in the bathroom, kitchen, basement
- Can even be used on pool tiles and barbecue grates
- Environmentally friendly



Model	Code	Pumice	Length	Material	Single Weight	Q'ty/Ctn	Meas.
PCT-07	108547	136x38x38mm	100mm	Pumice Stone	70g	132pcs	49x25x26cm





## Air Purifier

The appearance adopts streamlined design and three-dimensional forward wind structure.

Up to 8 million negative ions .

Three wind speed regulation , 9-hour timed power off .

Sleep interference free function,no static electricity, effective sterilization .

HEPA + activated carbon , effectively filter PM2.5 and remove formaldehyde, benzene, TVOC ,

Second-hand smoke, bacteria and other harmful substances. Fully Release Fresh Air;

PM2.5 quality detection probe, display PM2.5 value in the air at any time,real time temperature display.

Infrared remote control.



Timer



3Fan speed



PM2.5 Sensor



Auto mode



Sleep Mode



Model	MR CLEAN 50
Code	108382
Rated Voltage	220V~50Hz
Rated Power	35W
CADR	150-180m <sup>3</sup> /h
Noise	≤55db
Application area	35-50m <sup>2</sup>
Overall Size	Ø270x635mm
Single Weight	4.5kgs
Q'ty/Box	1Unit
Q'ty/Ctn	2Units
Meas.	660X338X705mm



**WEIHAI HUITONG HARDWARE & MACHINERY Co., Ltd.**

Unit 1201~1202, Jinhou Business-BLDG.,  
No.109C, Xinwei Road Weihai City, CHINA

Tel: +86-631-5300306, 5300706

Fax: +86-631-5300809, 5321935

[www.chinawipro.com](http://www.chinawipro.com) [www.htong-tools.com](http://www.htong-tools.com)

E-mail: [sales@htong-tools.com](mailto:sales@htong-tools.com) · [pure@htong-tools.com](mailto:pure@htong-tools.com)